

BRANDYWINE HALL UNLOADING ZONE DIRECTIONS

Arrive from RT 202 (North)



Exit on to S. Matlack St.



Turn Left on E. Rosedale Ave. and take to Wayne Hall parking to arrive at unloading zone.

Arrive from RT 202 (South)



Exit on to High St.



Turn Left on E. Rosedale Ave. and take to Wayne Hall parking to arrive at unloading zone.

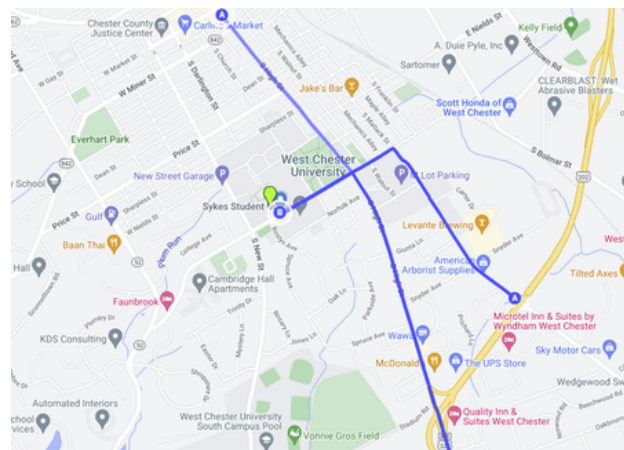
Arrive from North High St.

Arrive via North High St.



Turn Right on Rosedale Ave.

Follow signs to Wayne Hall Parking Lot to Unloading Zone



MOVE-IN INSTRUCTIONS

Make your move-in day successful by completing pre-arrival check-in, reading all arrival information and printing arrival directions and arrival check-in code

1

ARRIVE AT YOUR ASSIGNED TIME TO YOUR DESIGNATED UNLOADING ZONE.



2

BRING PRINTED COPIES OF THE CHECK-IN QR CODE TO ENTER YOUR UNLOADING ZONE AND PICKUP KEYS



3

30 MINUTES TO UNLOAD YOUR BELONGINGS



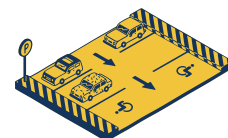
4

2 CARTS PER STUDENT WILL BE PROVIDED TO ASSIST WITH MOVE-IN




5

MOVE CAR TO DESIGNATED PARKING LOTS



6

VEHICLES THAT DO NOT NEED TO UNLOAD SHOULD GO DIRECTLY TO DESIGNATED PARKING LOTS. COURTESY SHUTTLES WILL BE RUNNING FROM 8:00AM TO 7:00PM FROM PARKING TO HALLS



ENJOY THE REST OF YOUR DAY!