

UNIVERSITY HALL UNLOADING ZONE DIRECTIONS

Arrive from RT 202 (North)

 Exit on to S. Matlack St.


 Turn Left on E. Rosedale Ave.

 Turn Right on to S. New St.

Arrive at Commonwealth/University Hall Unloading Zone.

Arrive from RT 202 (South)

  Turn left on to East Pleasant Grove

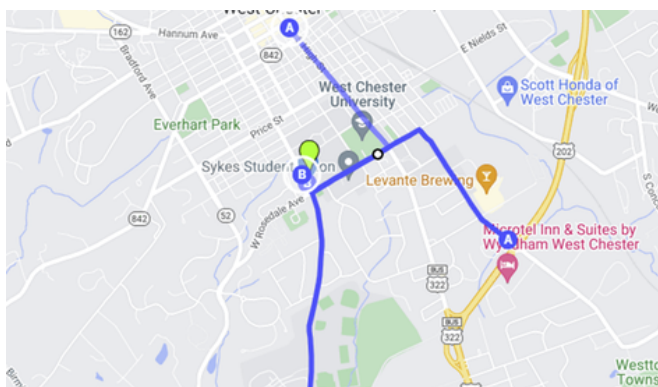
 Turn Right onto S. New St. and follow to Rosedale and continue straight through light to enter Commonwealth/University Hall Unloading Zone.

Arrive from North High St.

Arrive via North High St.

 Turn Right on Rosedale Ave.

 Turn Right on to S. New St.
Arrive at Commonwealth/University Hall Unloading Zone.



MOVE-IN INSTRUCTIONS

Make your move-in day successful by completing pre-arrival check-in, reading all arrival information and printing arrival directions and arrival check-in code

1

ARRIVE AT YOUR ASSIGNED TIME TO YOUR DESIGNATED UNLOADING ZONE.



2

BRING PRINTED COPIES OF THE CHECK-IN QR CODE TO ENTER YOUR UNLOADING ZONE AND PICKUP KEYS



3

30 MINUTES TO UNLOAD YOUR BELONGINGS



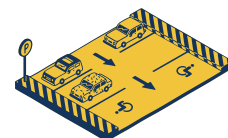
4

2 CARTS PER STUDENT WILL BE PROVIDED TO ASSIST WITH MOVE-IN



5

MOVE CAR TO DESIGNATED PARKING LOTS



6

VEHICLES THAT DO NOT NEED TO UNLOAD SHOULD GO DIRECTLY TO DESIGNATED PARKING LOTS. COURTESY SHUTTLES WILL BE RUNNING FROM 8:00AM TO 7:00PM FROM PARKING TO HALLS



ENJOY THE REST OF YOUR DAY!